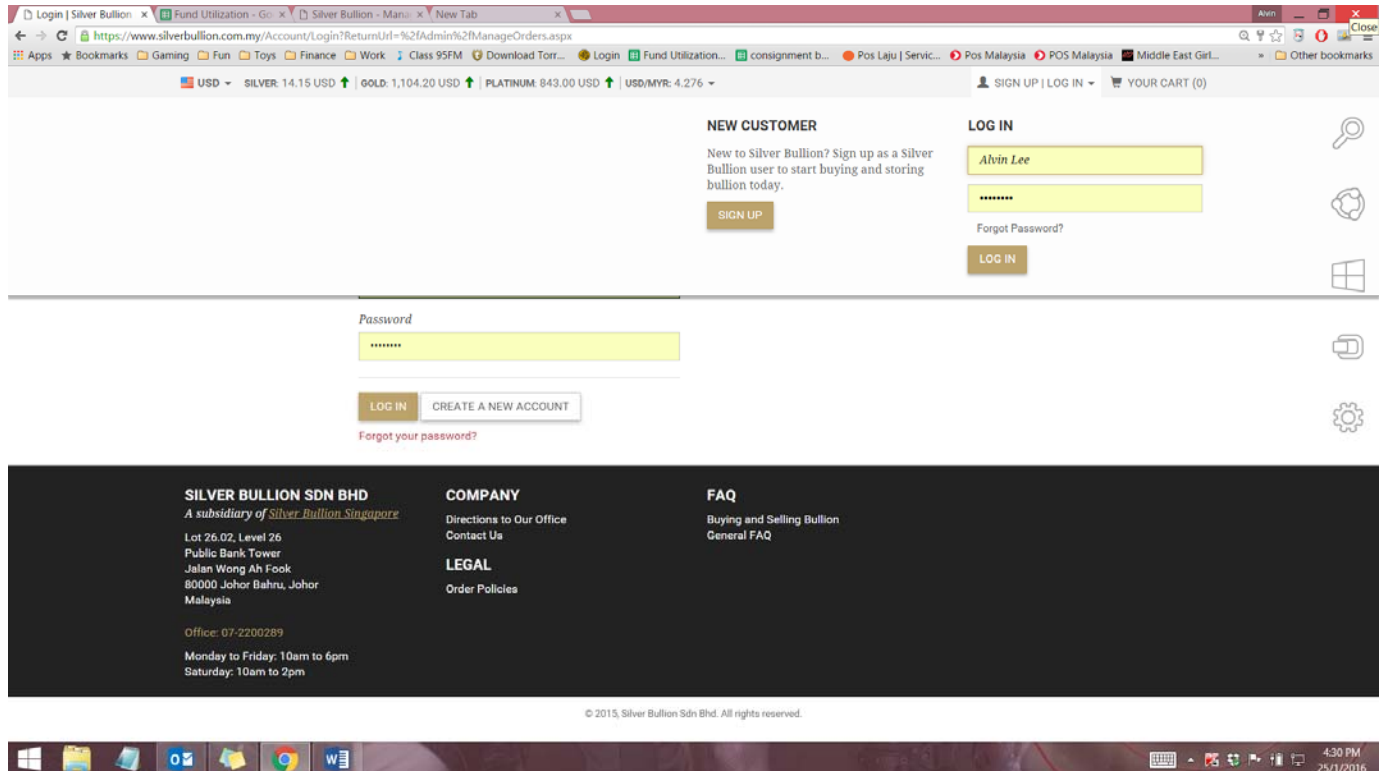


# How to make an order with Silver Bullion Malaysia

## Step by step guide

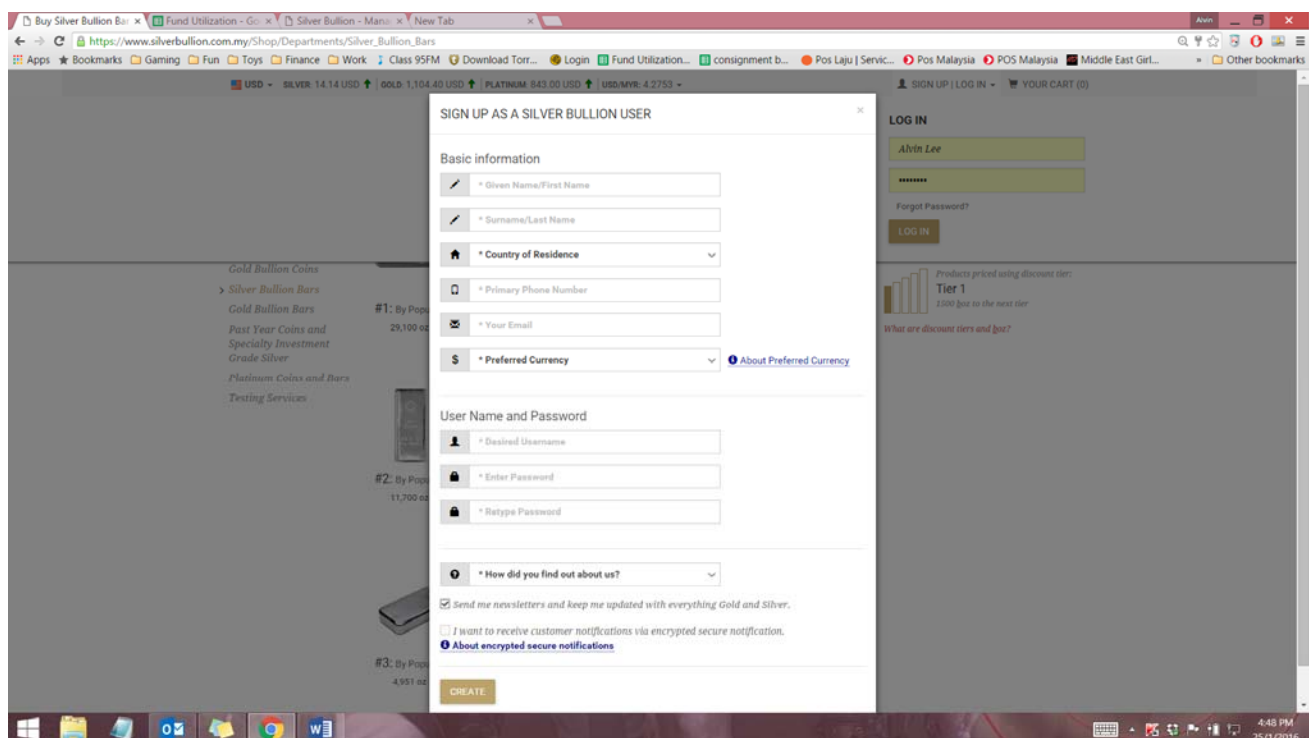
### Step 1:

Create your user name and your password...



The screenshot shows the Silver Bullion Malaysia website's account page. At the top, there are navigation links for 'SIGN UP | LOG IN' and 'YOUR CART (0)'. The page features two main sections: 'NEW CUSTOMER' and 'LOG IN'. The 'NEW CUSTOMER' section includes a 'SIGN UP' button. The 'LOG IN' section has a 'LOG IN' button. Below these, there is a 'Password' field with a 'LOG IN' button and a 'CREATE A NEW ACCOUNT' button. A 'Forgot your password?' link is also present. The footer contains contact information for Silver Bullion Sdn Bhd, including address, phone number, and operating hours. The copyright notice at the bottom reads '© 2015, Silver Bullion Sdn Bhd. All rights reserved.'

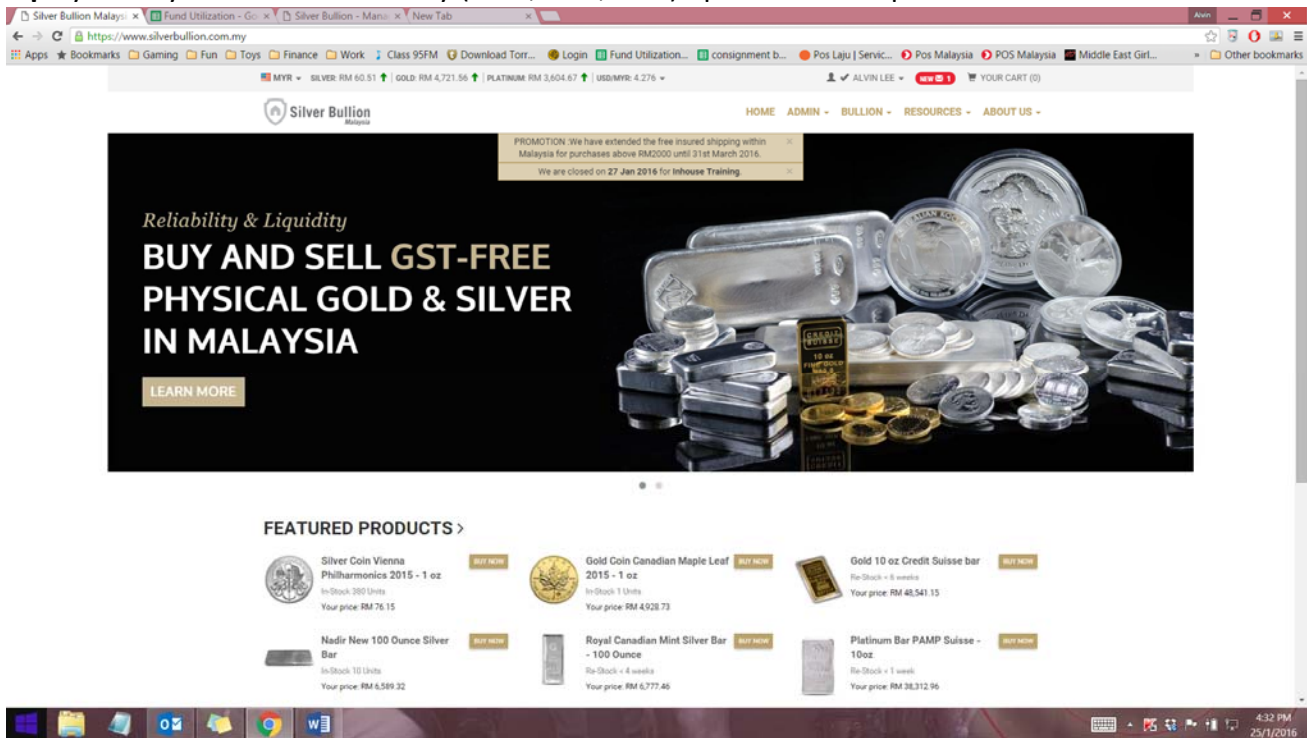
### Complete the signup



The screenshot shows the 'SIGN UP AS A SILVER BULLION USER' form. The form is divided into two main sections: 'Basic information' and 'User Name and Password'. The 'Basic information' section includes fields for 'Given Name/First Name', 'Surname/Last Name', 'Country of Residence', 'Primary Phone Number', 'Your Email', and 'Preferred Currency'. The 'User Name and Password' section includes fields for 'Desired Username', 'Enter Password', and 'Retype Password'. There is also a dropdown menu for 'How did you find out about us?'. At the bottom of the form, there are checkboxes for 'Send me newsletters and keep me updated with everything Gold and Silver.' and 'I want to receive customer notifications via encrypted secure notification.' A 'CREATE' button is located at the bottom of the form. The background shows the Silver Bullion website's navigation menu and product listings.

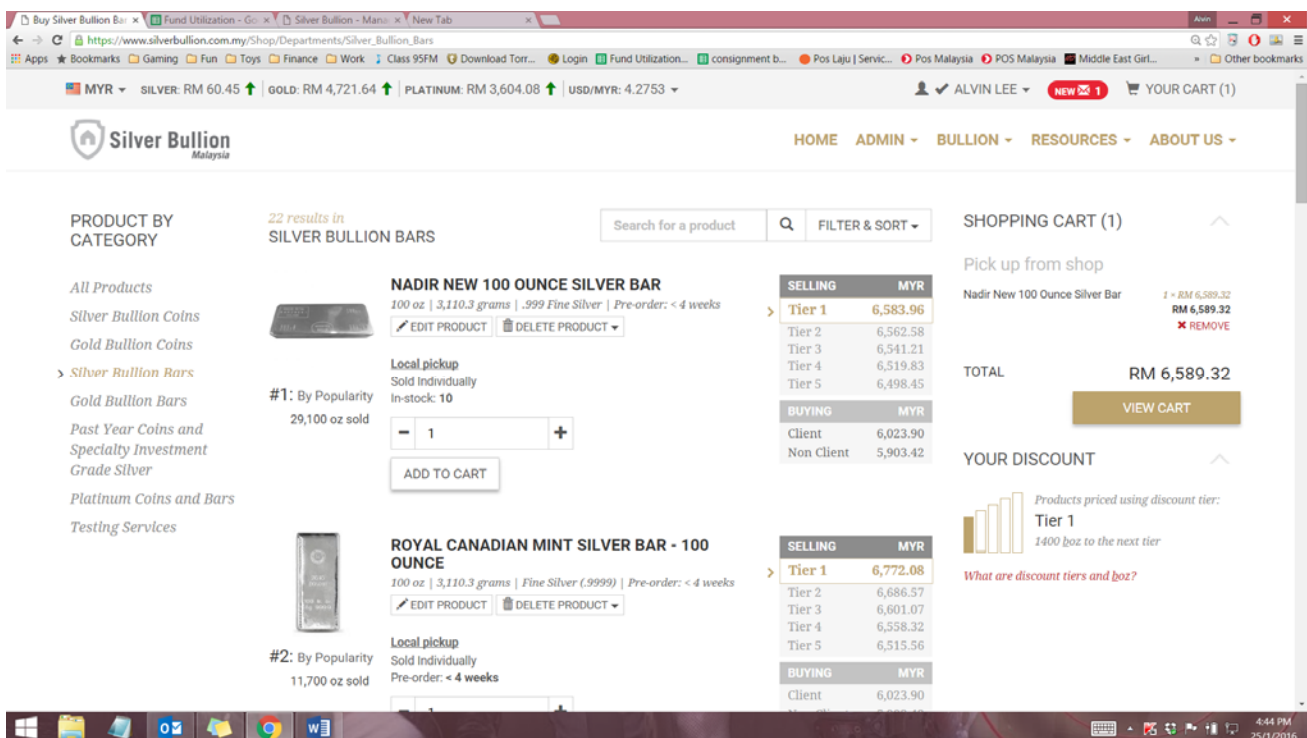
Once completed your user name will be at the top right side

**Tip :** you may choose the currency (MYR, SGD, USD) option at the top bar of our silver bullion website



## Step 2

Select your preferred item pickup category: (example shown, silver bars, 100oz Nadir)



For more information, click at the name of the product.

The screenshot shows the Silver Bullion website with the following details:

- Product:** NADIR NEW 100 OUNCE SILVER BAR
- Price:** 1,539.00 USD (Tier 1)
- Quantity:** 1
- Buttons:** ADD TO CART
- Shopping Cart:** SHOPPING CART (0) - Your cart is currently empty.
- Discount:** YOUR DISCOUNT - Tier 1 (1,500 goz to the next tier)

Step 3:

Click on **ADD TO CART**, your shopping cart will be now visible with at least 1 item

The screenshot shows the Silver Bullion website with the following details:

- Product:** NADIR NEW 100 OUNCE SILVER BAR
- Price:** 6,565.96 MYR (Tier 1)
- Quantity:** 1
- Buttons:** ADD TO CART
- Shopping Cart:** SHOPPING CART (1) - Pick up from shop. Total: RM 6,565.96. View Cart button is visible.
- Discount:** YOUR DISCOUNT - Tier 1 (1,600 goz to the next tier)

Click on **VIEW CART** once you have ready to close the order

**Tip :** you may continue to add items to fill your cart

## Step 4 :

Your item(s) will be shown together with the quantity and the total price. You may change the currency option before you **PROCEED WITH ORDER**

The screenshot displays a web browser window with a shopping cart overlay. The browser's address bar shows the URL [https://www.silverbullion.com.my/Product/Detail/Nadir\\_New\\_100\\_Ounce\\_Silver\\_Bar](https://www.silverbullion.com.my/Product/Detail/Nadir_New_100_Ounce_Silver_Bar). The page title is "Nadir New 100 Ounce Silver Bar". The shopping cart overlay, titled "YOUR CART (1)", contains the following items:

Item	Price	Quantity	Total Price
Nadir New 100 Ounce Silver Bar	RM 19,697.88	1	RM 19,697.88

Below the cart items, there is a "Discount Tier" section showing "Tier 1" with a bar chart and the text "1200 gsz to the next tier". A "Currency for this order" dropdown menu is set to "MYR - Malaysian Ringgit". At the bottom of the cart, the "TOTAL: RM 19,697.88" is displayed, along with "CONTINUE SHOPPING" and "PROCEED WITH ORDER" buttons.

The background page shows the product details for "Nadir Metal Refinery 100 Ounce Silver Bar". It includes an "Investment Advantages" section, a description of the bars, and information about the refinery's history and accreditation. The page also features a sidebar with "PRODUCT BY CATEGORY" and a search bar.

## Step 5:

Complete the order details,

- 1- Payment option
- 2- Order instruction (if any)
- 3- Select your preferred delivery option
- 4- Select the pickup date
- 5- Complete the particulars of the **Recipients** and **Beneficiary** (if any)
- 6- Click **PROCEED WITH ORDER**

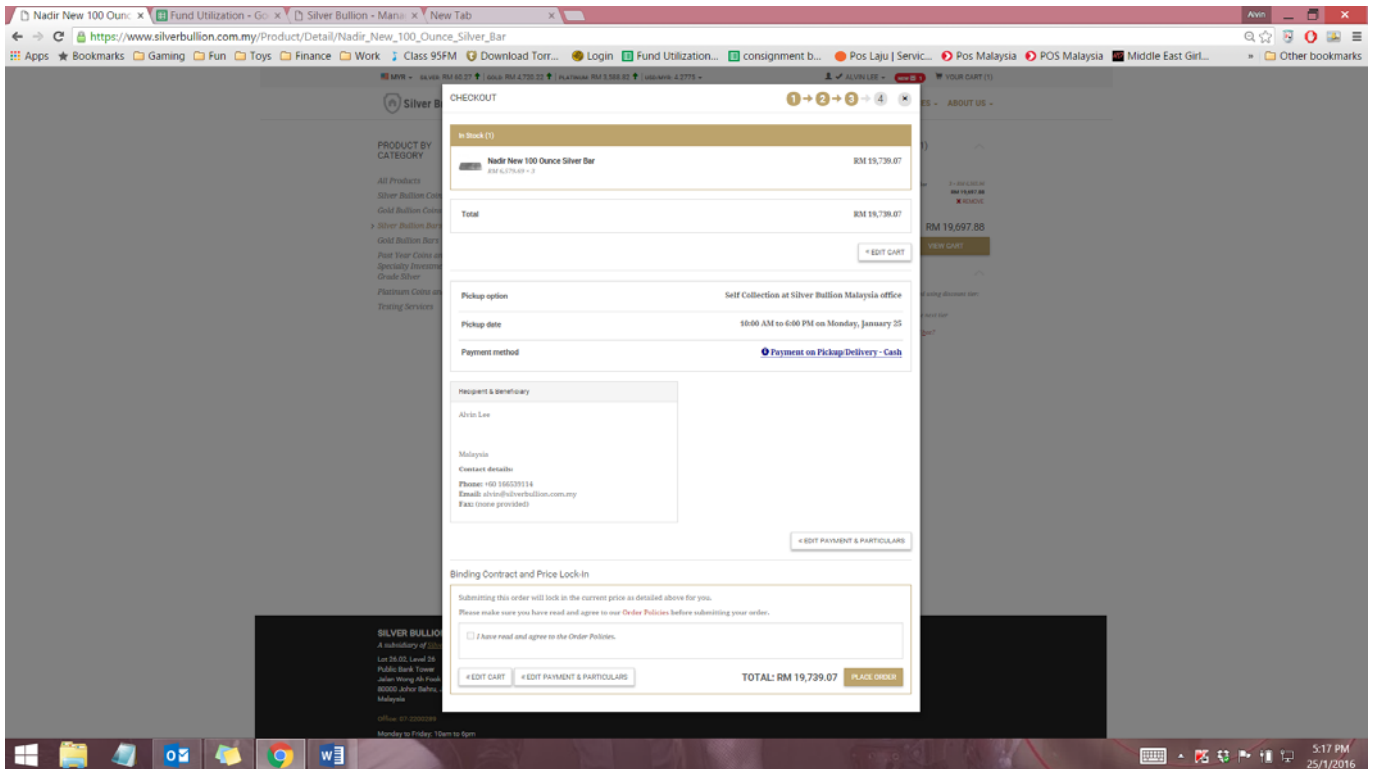
The screenshot displays the 'ORDER DETAILS' page on the Silver Bullion website. The page is divided into several sections:

- Payment Option:** A dropdown menu is open, showing various options: 'Cash', 'Payment on Pickup/Delivery - Cashier's Check', 'PrePayment - Cash / Check-Deposit into bank', 'PrePayment - Local Interbank - MDEP - Transfer', 'PrePayment - EFT/ACH (payment from USD bank accounts in the US)', and 'PrePayment - International Wire Bank Transfer'. There is also a 'Select a pickup option' dropdown.
- Particulars:** This section contains fields for 'Recipient' and 'Beneficiary'. The 'Beneficiary' section is currently active, showing fields for 'First Name' (filled with 'Alan'), 'Last Name' (filled with 'Lee'), 'Street', 'City', 'Postal Code', 'State', 'Country' (set to 'Malaysia'), 'Phone' (filled with '+60 186528114'), and 'Email' (filled with 'alvin@silverbullion.com.my').
- Buttons:** At the bottom of the form, there are buttons for 'EDIT CART' and 'PROCEED WITH ORDER'.

The background shows the Silver Bullion website interface, including a sidebar with 'PRODUCT BY CATEGORY' and a main content area with a price tag of 'RM 19,697.88'.

## Step 6:

Select the checkbox option at the bottom of the check out form, under the 'Binding Contract and Price Lock-In'



## Step 7:

Click 'PLACE ORDER'

## Step 8:

You will receive an email immediately after your order.